


# How Does Threadless Jewelry Work?

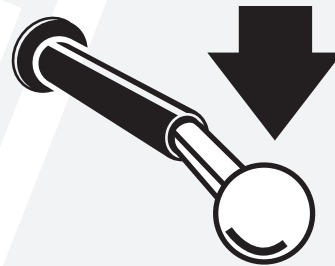
Threadless jewelry uses tension between the end and the shaft to fit and stay together. The end has an insertion pin which is slightly bent when inserted into a straight shaft. This slight bend of the pin against the straight shaft creates spring tension, holding the end securely in place.

Follow the instructions below to secure the threadless end into the threadless shaft.



## Step 1


Insert the pin one-third to halfway into the shaft.



## Step 2


Slightly hand-bend the insertion pin against the shaft as shown.

*Please note: Over bending could make the fit too tight.*



## Step 3

Push the end into the shaft and test the fit.



## Step 4

*Adjusting the fit:*

If it is too tight, take some of the bend out of the pin and try again. Remember, adjust slightly and then try again.



Precision



Pierced Tools



Limitless



Elementals



Petrify



Precision Medical



REV 23



Recovery

# Painful Pleasures